

How To Add Patient Status Alerts To Records To Easily Identify Patients Who Need DRUMS – SystmOne Only

There are three steps to achieving this.

1. Add reports to Clinical Reporting
2. Amend the Patient Status Alerts
3. Link to your DRUM questionnaire

1. Add reports to Clinical Reporting

Download the file from our webpage which are called **DRUMS ankit 2020.rpt** and save this to your desktop.

Within SystmOne go to Reporting then Clinical Reporting and click on Import.

Select the file and click on select and import the reports.

You will be left with two reports

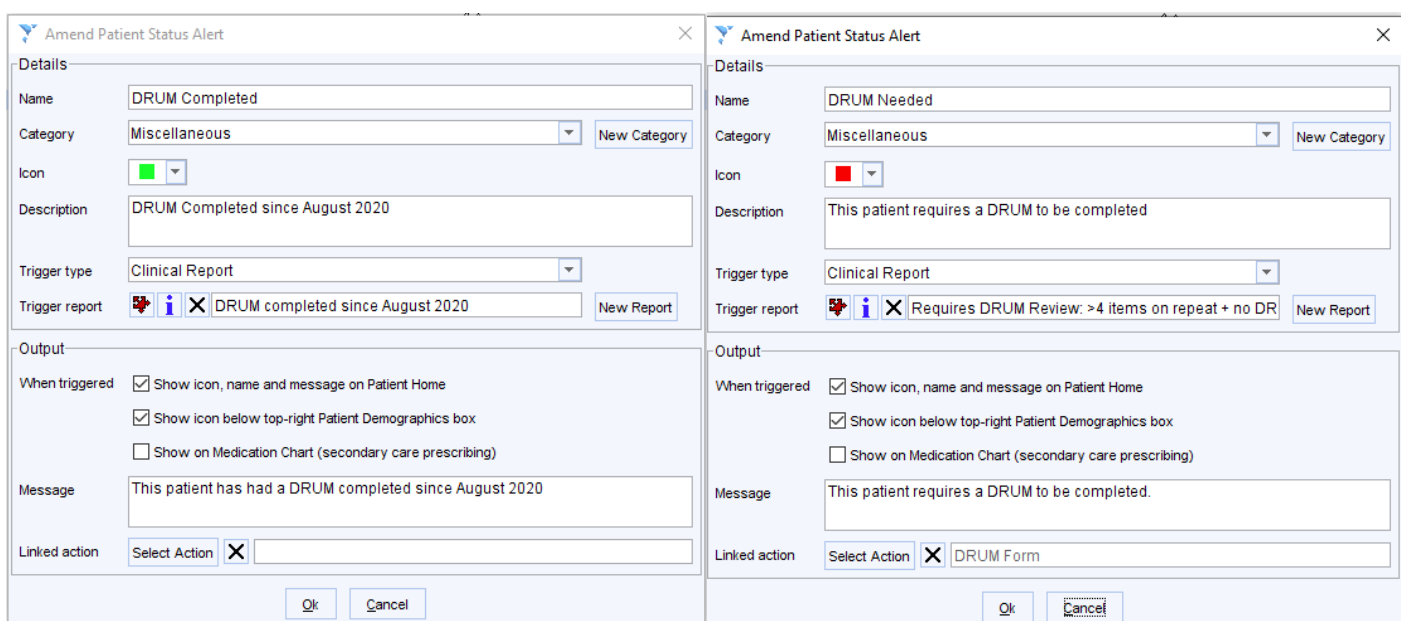
- DRUM completed since August 2020 and
- Requires DRUM Review: > 4 items on repeat + no DRUM since August 1st 2020.

Run them by selecting them and clicking on the green triangle.

2. Amend the Patient Status Alerts

Go to Setup then Data Output and then Patient Status Alerts

Click on New Patient Status Alerts and add the following two alerts. Work from the top and make sure that they look identical to below.



Alert Name	Icon	Description	Trigger Report	Linked Action
DRUM Completed	Green	DRUM Completed since August 2020	DRUM completed since August 2020	DRUM Form
DRUM Needed	Red	This patient requires a DRUM to be completed	Requires DRUM Review: > 4 items on repeat + no DR	DRUM Form

See the next part for adding the linked action for the patient status alert on the right.

3. Link to your DRUM questionnaire

In the second patient status alert there is a box called linked action. Here you can link to a website or a folder on your computer where your DRUM form is stored.

This allows your team to print out a DRUM form if they see a red square.

In order to add this go to clinical tools and Bookmarks and then click on configure.

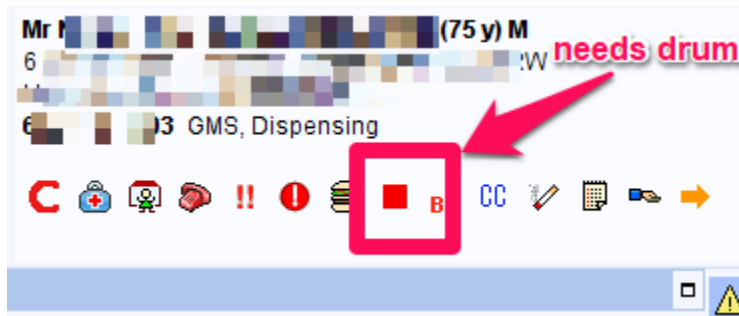
Add the URL Bookmark for your document (you can use ours if you wish: which is linked on the SPOT page. Simply copy and paste it) give it a name **DRUM** and then click ok.

Go back to the second Patient Status Alert and click on linked action. Search for the URL bookmark by entering the name DRUM. Click okay.

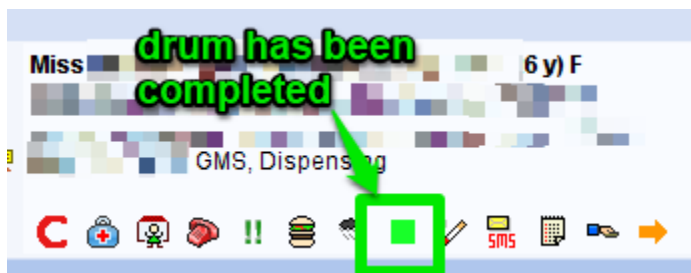
That's it!

Discussion

From now on if a patient is on 4 or more repeats then you should see the red alert as the image below.



Once you have coded the DRUM with the **SNOMED code 279681000000105** this will then turn green as in the following example.



If you want to see how many DRUMS have been completed you can run the report called; **DRUM completed since August 2020**.

You can also broaden the criteria by editing the report **Requires DRUM Review: > 4 items on repeat + no DRUM since August 1st 2020** to further target individuals. For example, increase the amount of medications on repeat to a higher number. Or add in read codes for frailty etc.

Dr Ankit Kant
27th September 2020